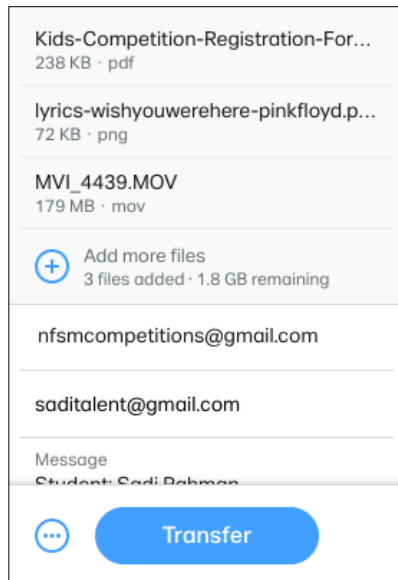


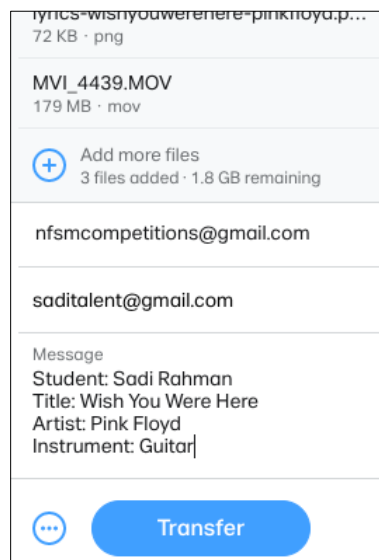
HOW TO UPLOAD FILES FOR COMPETITION

1. We recommend doing this on a computer for ease but can be done on mobile devices. First, go to wetransfer.com
If there are any ads, skip them. WeTransfer.com is a Free file sharing service.
2. In the white box is where you will **upload three files** – (1) the video file of student’s performance, (2) the completed registration form, and (3) a screenshot/document/image of the song’s lyrics/chords or music sheet.

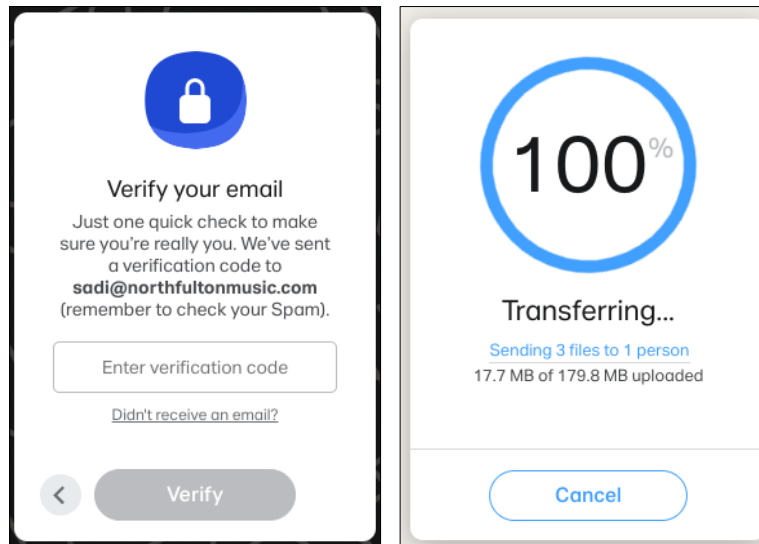


<- Example of Chords/Lyrics

3. In the “Email To” field, please put in: **nfsmcompetitions@gmail.com**
In the “Your email” field, please put in your email address to receive a copy of the submission. Make sure this is a real email as you will receive a pin which you will need to confirm the submission to send.
In the “Message” field, please put in the following:
Student Name:
Song Title:
Song Composer:
Instrument:



- Once you have added all 3 files (video, registration form, lyrics/music sheet), and have filled out the “email to”, “your email”, and “message” fields, you can click the TRANSFER button. You will then receive a PIN in your email. Use that PIN to Verify the transfer and send. After that, the screen will go into an upload phase, please allow a few minutes for the upload to complete. During this time, it is important to not allow the device to fall asleep or go to standby until the upload has been completed



And that's it! You should receive a confirmation email afterwards. If you typed in the wrong email address, you will get an email stating so.

Note: Please do not delete these 3 files. In the event that the files didn't make it to us, we will contact you to resubmit.